


**NOTES:**

1. All dimensions are in metres unless stated otherwise.
2. Do not scale off this drawing.
3. Works are described in Schedule 1 (Authorised Development) of the Development Consent Order (Application Document Reference: TR010041/APP/3.1).
4. The proposed works shown are illustrative only and will be subject to change as part of the detailed design development. Any changes will be limited to being within the Order Limits and any other constraints included in the Development Consent Order.

**KEY:**

- PROPOSED DESIGN (SHOWN FOR ILLUSTRATIVE PURPOSES)
- ORDER LIMITS
- AREAS NOT INCLUDED WITHIN ORDER LIMITS



| 0              | 07/05/20 | DCO SUBMISSION | RP | MM       | TK        | DM     |
|----------------|----------|----------------|----|----------|-----------|--------|
| Rev.           | Date     | Description    | By | Eng' Chk | Disc' Chk | App'd  |
| Subsidiary     |          |                |    |          |           | Status |
| DCO SUBMISSION |          |                |    |          |           | A3     |

PINS Reference Number **TR010041/APP/2.3**

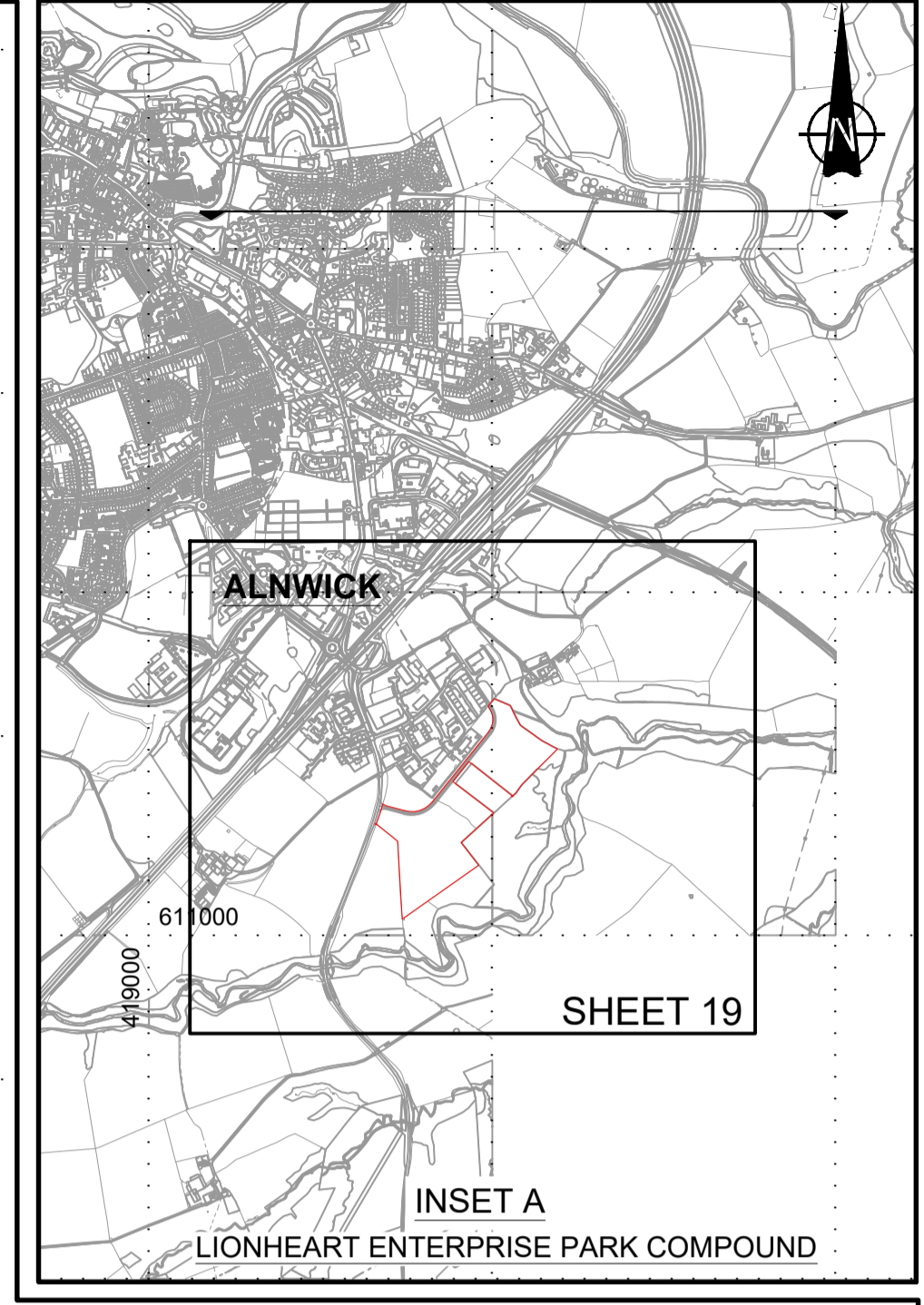
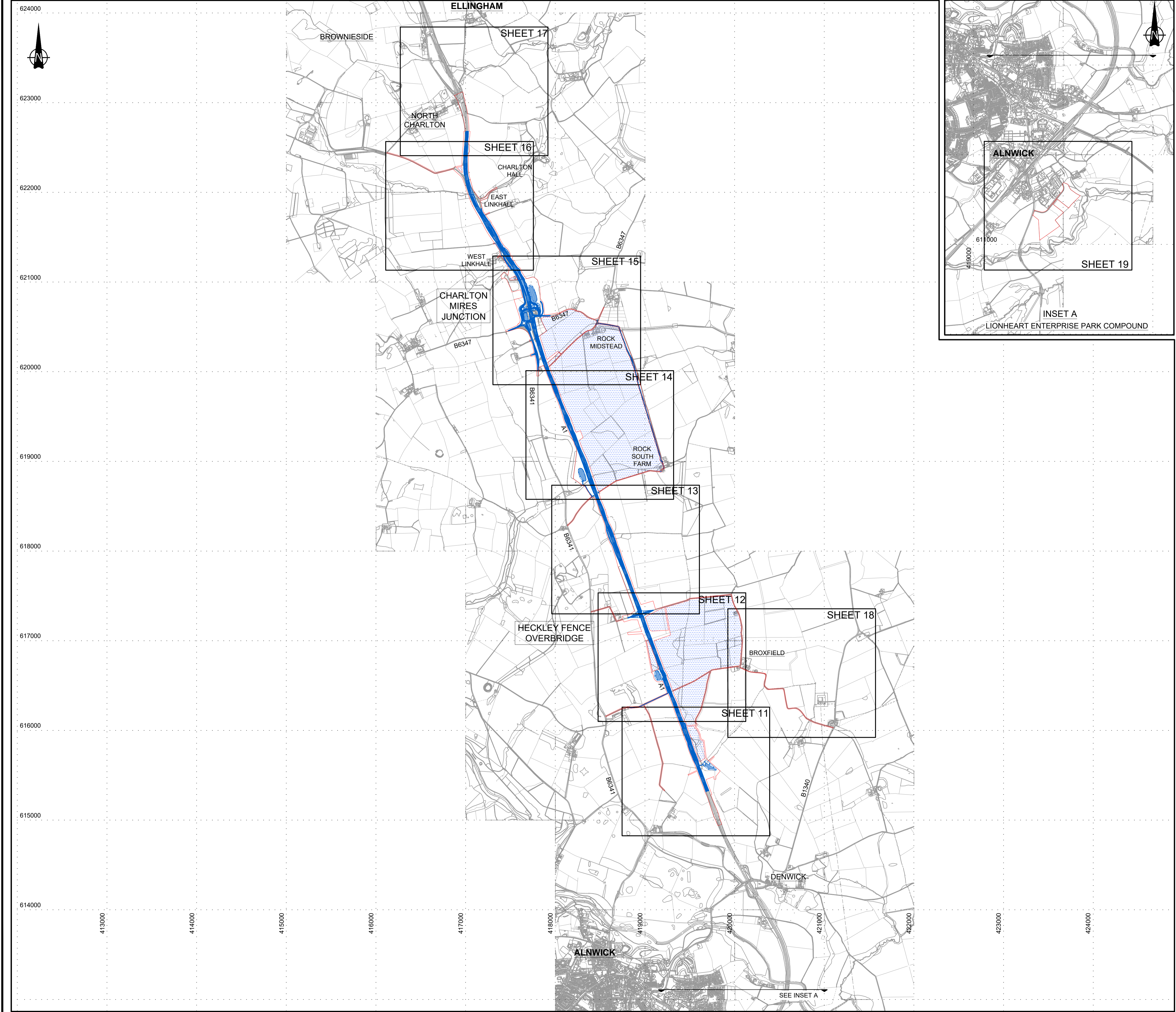


Project Title **A1 in Northumberland: Morpeth to Ellingham Part A**

Drawing Title **WORKS PLANS REGULATION 5(4) KEY PLAN SHEET 2 OF 3**

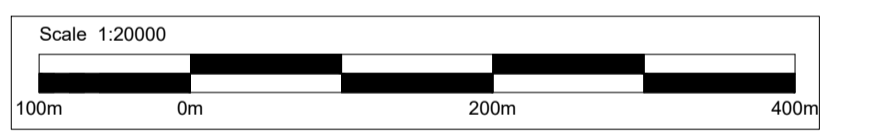
|               |         |       |          |            |          |          |          |            |          |
|---------------|---------|-------|----------|------------|----------|----------|----------|------------|----------|
| Scale         | 1:20000 | Drawn | RP       | Eng. Check | MM       | Approved | TK       | Authorised | DM       |
| Original Size | A1      | Date  | 07/05/20 | Date       | 07/05/20 | Date     | 07/05/20 | Date       | 07/05/20 |

|  |               |
|--|---------------|
| Drawing Number                         | Revision      |
| <b>HE551459-WSP-HGN-M2F-DR-CH-1367</b> | 0             |
|  | PW Stage Code |
|  | 0             |



- NOTES:**
- All dimensions are in metres unless stated otherwise.
  - Works are described in Schedule 1 (Authorised Development) of the Development Consent Order (Application Document Reference: TR010041/APP/3.1).
  - The proposed works shown are illustrative only and will be subject to change as part of the detailed design development. Any changes will be limited to being within the Order Limits and any other constraints included in the Development Consent Order.

- KEY:**
- PROPOSED DESIGN (SHOWN FOR ILLUSTRATIVE PURPOSES)
  - ORDER LIMITS
  - AREAS NOT INCLUDED WITHIN ORDER LIMITS



| Rev. | Date     | Description    | By | Eng' Chk | Disc' Chk | App'd | Status |
|------|----------|----------------|----|----------|-----------|-------|--------|
| 0    | 07/05/20 | DCO SUBMISSION |    | RP       | TO        | TK    | DM     |

DCO SUBMISSION A3

PINS Reference Number: **TR010041/APP/2.3**

Client:

Project Title: **A1 in Northumberland: Morpeth to Ellingham Part B**

Drawing Title: **WORKS PLANS REGULATION 5(4) KEY PLAN SHEET 3 OF 3**

| Scale         | Drawn    | Eng. Check | Approved | Authorised |
|---------------|----------|------------|----------|------------|
| 1:20000       | RP       | TO         | TK       | DM         |
| Original Size | Date     | Date       | Date     | Date       |
| A1            | 07/05/20 | 07/05/20   | 07/05/20 | 07/05/20   |

|  |                  |
|--|------------------|
| Drawing Number: HE551459-WSP-GEN-A2E-DR-CH-02300 | Revision: 0      |
|  | PW Stage Code: 0 |